

Understand Your Condition

CATARACT

WHAT IS CATARACT?

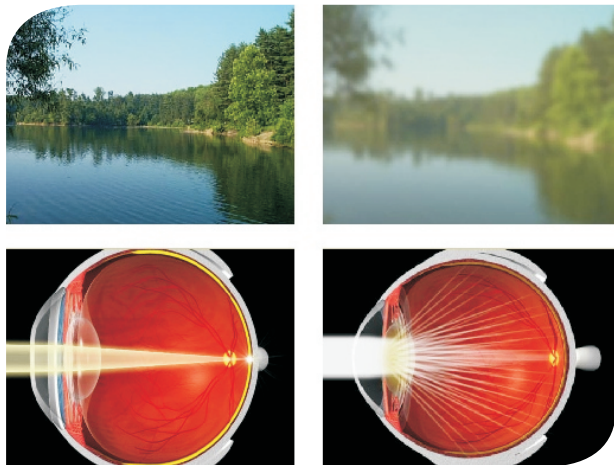
The loss of transparency of the natural lens is Cataract. The light entering the eye is obstructed due to opacified lens. Thus causing visual problems. Normally cataract is an age-related disease, due to aging the lens hardens and loses its transparency. Cataract can be caused due to varied causes like diabetes, endocrinal problems, injury to the eye, medicine like steroids and Cataract can also occur in children due to problems occurring during pregnancy.

WHAT ARE SYMPTOMS OF CATARACT?

Blurred, fuzzy or hazy vision, as there were a film in the parts of the eyes or one is looking through a veil or cobweb, which can't be corrected with glasses. changes in glasses, glare, halos or trails around headings when driving at night.

WHAT IS CATARACT TREATED?

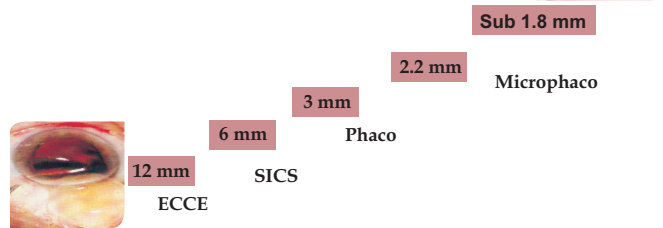
No Medication can reverse cataract, surgery is the only option to cure CATARACT.



Treatment

EVOLUTION OF CATARACT SURGERY

Progress in treatment of cataract



PHACOEMULSIFICATION:

Phaco meaning 'lens' and emulsify meaning 'to break in to pieces'. This technique of Cataract surgery removes the natural cloudy lens from the eye and replaces it with an artificial lens. Today, Phacoemulsification is performed on an outpatient basis, under local anaesthesia or topical anaesthetic eye drops. Stress free Phacoemulsification is our own novel technique of making the procedure absolutely stress-less, painless and fearless!

MILLENIUM PHACO MACHINE

Unique CCS system enables cold microphaco through 1-2 mm surgery. Dual linear foot control for better phaco control.

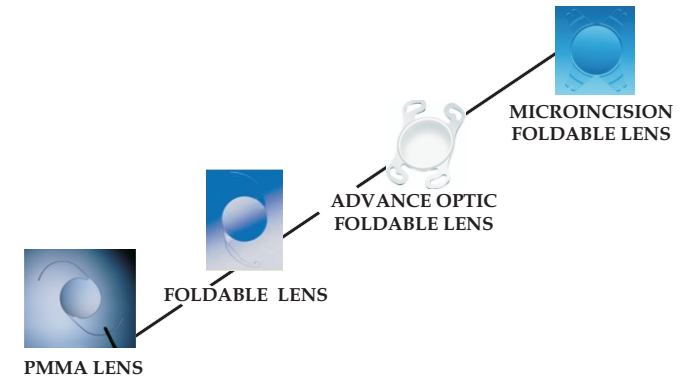
"FULLSTOP" CATARACT SURGERY (MICS) is the most advanced, state-of-the-art technique in which, two very small dot punctures of 1.8 mm or less are required to perform the entire procedure.

- Swifter recovery
- Safer procedure
- Sharper vision
- Stronger self sealing wound



Advantages

INTRAOCCULAR LENSES



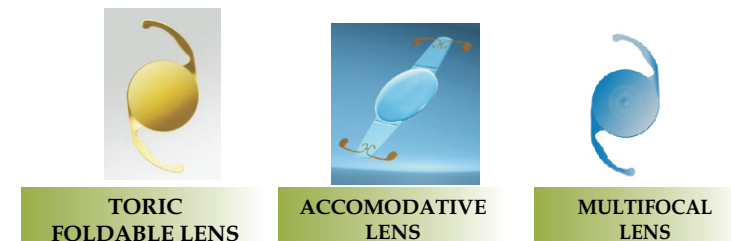
SPECIAL FEATURES OF ADVANCED OPTIC LENSES

ASPHERIC DESIGN : Most lenses have spherical surface, which induce spherical aberration. Aspheric optics ensure aberration free image which gives better vision and enhances contrast sensitivity, thus better night vision and under low light condition.

SQUARE EDGES: These lenses have square edges which prevent the lens capsule from thickening, thus reducing the chances of after cataract or Charri.

ANTI GLARE TECHNOLOGY : Reflections and excessive light in the eye are reduced which help to reduce the glare in the eye. This technology helps to reduce & affections & light reaching the eye.

SPECIAL LENSES FOR SPECIAL CASES:



Frequently Asked Questions

When should I operate?

Ideally, with modern methods, cataract can be removed at any stage but cataract should be operated when it interferes with your daily routine.

Should I wait till the cataract advances or matures?

With the modern technique of "Phaco", the cataract needs to be broken inside the eye. Cataract as it advances it hardens, making it difficult to remove the hard cataract by "Phaco". Over matured cataract can burst in the eye and result in loss of vision. Thus with "Phaco" technology cataract needs to be removed when it is softer, not harder.

Which is a good technique for cataract surgery?

Phacoemulsification is a good technique with advantage of micro incision; stitch less, safe and with fast visual recovery.

How do I choose lens for myself?

Foldable lenses are good as they can be inserted through micro incision and thus benefit of micro incision. With advance optics foldable lenses the quality of vision especially at night and low light condition is better.

When can I resume daily routine?

Daily routine work can be resumed after rest of 2 days depending on the working environment, dusty and stressful environment should be avoided.

What precautions to be taken after cataract surgery?

A. Avoid rubbing the eye or compression on the eye for a month.

B. Avoid dust and water going in the eye for a month.

C. Head bath avoided for 15 days.

D. Following the medication guideline strictly and maintaining good eye hygiene.

Will I require glasses after cataract surgery?

It depends up on the eye, and the healing responses, usually gross work can be done without glasses but fine work may require a visual aid.

What is "after cataract or charri"?

The natural lens covering, thickens with time, which causes blurred vision and is known as "after cataract or charri". This can be removed without surgery, with laser.

ABOUT US

A super speciality eye hospital spread over 5000 sqft, fully air-conditioned, accredited with International standards, well experienced eye professionals and well trained staff. The hospital is equipped with the latest , diagnostics and surgical tools, catering to all kinds of eye problems under one roof.



Dr. Vaishal P. Kenia has been trained under world-renowned eye surgeons such as Prof. H. R. Koch and Dr. Jack Dodick. Attained his I.C.O. (UK) in 1997 & D.N.B. 1998. One of the few early centers in India pioneering to provide, Microphaco cataract surgery with Micro Incision Lens (MIL) implant thru sub 2 mm dot incision.

SERVICES OFFERED :

EYE

- Cataract services
- Cornea services
- Glaucoma services.
- Vitreo-retinal services
- Oculoplasty Services
- Paediatric Ophthal

DENTAL

- & Squint Services.
- Cosmetics & Aesthetic Dentistry
- Smile Designing & Laminates
- Bleaching & Tooth Whitening
- Root canals & implants
- Ceramic Bridges & crown

Presbyopia Correction - KAMRA INLAY

- Cashless mediclaim & credit card facility.
- Cutting edge technology with live surgical display.
- Convenient online appointment.
- Elite service with pleasant ambience
- Computer assisted eye evaluation.
- Counseling & brochures for specific eye disease.
- Customised individualized eye treatment.
- Conduct patient education seminars.
- Corporate tie-ups.

102, 'D' wing , Rizvi Nagar, 1st Flr, Corner of Milan Subway,
S. V. Road, Santacruz (W), Mumbai- 400 054
Tel No.: 2614 4013 / 2613 8088 Fax.: 2610 3239,
website : www.keniaeyehospital.com
Email: keniaeye@vsnl.net/ keniaeye@gmail.com

Kenia

Eye Hospital

ISO 9001: 2008 certified

Enhancing vision...

With advanced technology...



PATIENT INFORMATION ON
CATARACT

We Care For Your...

Vision in your senior years...

See Better...

Feel Better...

kenia